

Welcome to Made in Hull



Made in Hull was the opening season during Hull UK City of Culture 2017, and now as Absolutely Cultured we're revisiting the themes we explored during that time for these activities.

These Creative Resources are an opportunity to explore Hull's Great People, Places, Products, Dialect and Art. Each theme is around four to five hours' worth of challenges that can be used in sequence as a whole day's programme or as one off activities.

So welcome to Made in Hull - discover what Hull is made of and what Hull has made for the world. From theatre, music and poetry to wind turbines and caravans.

Made in Hull				
Day 1	Day 2	Day 3	Day 4	Day 5
Great People 	Great Places 	Great Products 	Great Dialect 	Great Art 
Challenge A. My Great Hullensian	Challenge A. My Kind of Town, 'Ull is!	Challenge A. It's just the Business	Challenge A. Let's Speak 'Ull	Challenge A. Artful Hull
Challenge B. A Great Hullensian invited	Challenge B. North meets East meets West	Challenge B. What's made in Hull?	Challenge B. Ahr 'Ull perm (poem)	Challenge B. Sculptures for Hull
Challenge C. Our Great Hullensians Forever	Challenge C. Hull Happenings	Challenge C. Made in Hull - it's the Name of the Game!	Challenge C. 'Ull Speak meks Great Pertreh	Challenge C. Hull through a sculptor's eyes
Challenge D. Made in Hull	Challenge D. J Arthur Rank's Challenge	Challenge D. Hull's Great Game Expo	Challenge D. Ahr 'Made in Hull' Festival	Challenge D. Sculpted in Hull

Great People

Day one of **Made in Hull** is all about **Great People**. There are four challenges (about five hours' worth of work), that can be used in sequence as a whole day's programme or as one off activities.



The term Hullensian is used throughout to describe people from Hull.

The Challenges

Challenge A: **My Great Hullensian**

Challenge B: **A Great Hullensian Invited**

Challenge C: **Our Great Hullensians Forever**

Challenge D: **Made in Hull**

Learning and Creative outcomes

After completing the four challenges the child will have:

- ◆ Investigated the qualities of Hull people
- ◆ Invited a Great Hullensian to a video chat
- ◆ Created an A5 portrait of a Great Hullensian and celebrated their qualities
- ◆ Curated a Made in Hull Exhibition

Extra challenges

- ◆ **My Hullensian Blue Plaque Trail:** Investigate what a Blue Plaque Trail is. Who would you include in the Blue Plaque Trail and why? Where would you put it? Devise your own Blue Plaque Trail for your great Hullensian
- ◆ **A Day in the Life:** Imagine a day in the life of your Great Hullensian. Write a diary entry, create a short drama or a role play
- ◆ **Do You Know? Fascinating Facts about Hull:** Design posters with interesting, quirky facts focused on the 'Great People' theme

Curriculum links

Literacy, History, Geography, Computing, SMSC, Art & Design

Challenge A:

My Great Hullensian



Investigate the qualities of great Hull people

Prep (you will need)



Access to the internet

Props (we have provided)

- ◆ Great Hullensian Flashcards
- ◆ My Great Hullensian Pen Portrait
- ◆ Qualities of Great People Word Bank



GO FOR IT!

1

Who's your favourite person from Hull and why?

- ◆ Introduce the challenge
- ◆ Show pictures on the Great Hullensian Flashcards, ask if child recognises people and why they might be important
- ◆ Child sort the Great Hullensian Flashcards into an order of who is their favourite person
- ◆ Child plays 'Who am I?' to find out who other children have chosen as their favourite Hull person e.g. Are you a man/woman? Are you a sports person? etc.
- ◆ Ask child why they picked that person as their favourite

2

What qualities make a person great? What special qualities do Hull people have?

- ◆ Ask child to mind-map the qualities of great people. The Qualities of Great People Word Bank is available as a prompt or could be made into a card sort
- ◆ Create a List of the top three qualities of a great person
- ◆ Give child one of the Great Hullensian Flashcards and ask them to decide what great qualities that person has
- ◆ Child researches their Great Hullensian Flashcards on the internet and complete My Great Hullensian Pen Portrait

FOLLOW UP



The Great Hullensian Gallery: The Trinity Indoor Market has a Wall of Fame of Hull's famous sons and daughters.



Challenge B:

A Great Hullensian Invited



Select a great Hullensian and create an invite to video chat

Prep (you will need)

 Video camera

Props (we have provided)

◆ Qualities of Great People Word Bank



GO FOR IT!

- ◆ Introduce the challenge and recap the qualities that make people great
- ◆ Ask child to come up with a list of people living in Hull today they consider to be great and the qualities that make them great. The Qualities of Great People Word Bank is available as a prompt
- ◆ Create a film invite to video chat explaining to your Great Hullensian why you think they are the Greatest Hullensian
- ◆ What questions would the child ask their Great Hullensian if they ever met (use Who, What, Why, Where, When, How? as prompts)

FOLLOW UP



I'm the Great Hullensian: You pretend to be the Great Hullensian visitor and you're interviewed by participant

Our Special Qualities: Children come up with a list of their own great qualities

Challenge C:

Our Great Hullensians Forever



Create portraits to celebrate the qualities of your Great Hullensian

Prep (you will need)



Find examples of past and contemporary portraits



Art materials

Props (we have provided)

◆ Qualities of Great People Word Bank



GO FOR IT!

- ◆ Explain what a portrait is using past and contemporary examples
- ◆ Introduce the challenge and discuss the qualities that make people great. The Qualities of Great People Word Bank is available as a prompt
- ◆ Introduce the idea of symbolism in portraits. Ask participant to think of ways to represent the Qualities of Great People Word Bank in pictures e.g. generous = money, positive = smiling
- ◆ Participant to create an A5 portrait of one of the Great Hullensians they have looked at using whatever medium they wish to use e.g. painting, pencil drawing, colours. Participant to include creative ways of representing their Great Hullensian's qualities

FOLLOW UP



Inspired Hullensians: Use Art UK to discover paintings by artists inspired by Hull. Watch the film of Local artists talking about how Hull inspires them

Great Curators: Find art galleries in Hull online and see if you can go on virtual tour of some of their exhibitions and collections






Challenge D:

Made in Hull



Curate a Made in Hull Exhibition of your portraits and share

Prep (you will need)

-  A clear wall area
-  Sticky tack
-  Display boards
-  Portraits from Challenge C
-  Great Hullensian Flashcards

Props (we have provided)

- ◆ Label Template
- ◆ Exhibition Poster Template



GO FOR IT!

- ◆ Introduce the challenge
- ◆ Participant to fill in the Label Template for their portrait of a Great Hullensian from Challenge C
- ◆ Participant to use portraits from flashcards and their own portrait from Challenge C to create an exhibition. Participants need to decide how to organise and present their portraits by discussing what is similar/different e.g. sports people/musicians, from present or past, reasons why they are great
- ◆ Curate portraits using sticky tack to move portraits around until participant is happy with the layout
- ◆ Complete the exhibition poster template to advertise your Great Hullensian Exhibition

FOLLOW UP



Portraits at an Exhibition: Take photos/video of your exhibition, explaining how you organised it



Who am I?

About Me

I am male

I was born in Hull and
I Lived in the past from
22nd December 1888
until 29th March 1972



My Background

- ◆ I was a Flour Miller/Industrialist and a Film Producer
- ◆ I am well known for forming the British National Films Company to produce good films for families
- ◆ I became part-owner of Pinewood Studios and later bought the Odeon cinemas chain
- ◆ My company produced many great British films
- ◆ My trademark at the start of all my films is a man striking a great gong!

Great Hullensian Flashcards



Who am I?

I'm
J. Arthur Rank



Who am I?

About Me

I am female

I was born in Hull in 1934 and am alive now



My Background

- ◆ I studied art at Hull College of Art, then studied textiles at the Royal College of Art from 1955 to 1958
- ◆ I am a Textile Designer and create designs for fabrics which are used for clothes and furnishings
- ◆ I am well known for my original, bold patterns and bright colours and helped create the 'Swinging 60s' style
- ◆ I worked at Hull Traders, a textile firm in London
- ◆ I was influenced by music, painting and sculpture
- ◆ I have won Design Centre Awards

Great Hullensian Flashcards



Who am I?

I'm
Shirley Craven



Who am I?

About Me

I am male

I was born in Hull on
25th February 1937
and am alive now



My Background

- ◆ I am an actor, I studied at RADA and made my stage debut in 1960
- ◆ I am well known for plays such as *Billy Liar* and *The Dresser*, films such as *The Loneliness of the Long Distance Runner* and *Dr Zhivago* and BBC TV's *Little Dorrit*
- ◆ I played *Corporal Jones* in the *Dad's Army* film
- ◆ I was awarded a knighthood in 2001 for services to cinema and theatre
- ◆ I am the president of Hull City AFC's Official Supporters Club

Great Hullensian Flashcards



Who am I?

I'm
Sir Tom Courtenay

Who am I?



About Me

I am male

I was born on the West side of Hull on 11th February 1974 and am alive now



My Background

- ◆ I am a former professional footballer and former manager of Hull City
- ◆ I am well known for playing for Tottenham Hotspur, Middlesbrough, Everton, Liverpool, Leeds United and Hull City
- ◆ As a boy I played for local teams Springhead and National Tigers
- ◆ I earned 23 caps for England between 1995 and 2001
- ◆ I am one of only nine players to have scored Premier League goals for six different teams

Great Hullensian Flashcards



Who am I?

I'm
Nick Barmby



Who am I?

About Me

I am female

I was born in Hull on 10th May 1946 and went to Newland School for Girls. I am alive now



My Background

- ◆ I am a British film, theatre and television actress, comedian and writer
- ◆ I am well known for films such as *The Pianist* and *Educating Rita*, TV sitcoms such as *Doctor at Large* and *Agony*, comedy and quiz shows
- ◆ My mother used to take me to the pantomime and push me on the stage!
- ◆ I played *Beattie* in TV commercials for BT
- ◆ I was awarded the CBE in 1999 for services to drama


Great Hullensian Flashcards



Who am I?

I'm
Maureen Lipman
CBE

Who am I?



About Me

I am male

I was born in Hull on
27th September 1987
and am alive now



My Background

- ◆ I am a professional Lightweight boxer
- ◆ I am well known for winning a gold medal at the 2012 London Olympics in the Bantamweight division
- ◆ I won many amateur boxing titles, then turned professional in 2013
- ◆ I have a gold post box on Hessle Road and I appeared on a 1st class stamp after my gold medal win
- ◆ I took part in ITV's *Dancing on Ice* in 2013 and came third with my skating partner

Great Hullensian Flashcards



Who am I?

I'm
Luke Campbell
MBE



Who am I?

About Me

I am female

I was born in 1983
and grew up in
Spring Bank, Hull.
I am alive now



My Background

- ◆ I am a stand-up Comedian and have also appeared on TV and radio comedy shows
- ◆ I am well known for winning the BBC Radio New Comedy Award in 2012 and was a finalist on *So you think You're Funny* in 2011, a national comedy competition
- ◆ I started off in acting but switched to comedy to try and conquer stage fright
- ◆ My radio work includes *The Magical Faraway Tree*, adapted from a story by Enid Blyton
- ◆ I have appeared on BBC Three's *Live At the Electric* and Dave's *Alan Davies: As Yet Untitled*

Great Hullensian Flashcards



Who am I?

I'm
Lucy Beaumont




Who am I?

About Me

I am male

I Lived in the past from
4th August 1834 until
4th April 1923



My Background

- ◆ I was born in the parish of Drypool, Kingston upon Hull
- ◆ I was a Mathematician, Logician and Philosopher
- ◆ I'm well known for inventing a diagram that is used in Maths and Computer Science. It is named after me!
- ◆ There is also a building at Hull University named after me
- ◆ A stained glass window of my diagram is in a dining hall at Cambridge University


Great Hullensian Flashcards



Who am I?

I'm
John Venn

Who am I?



About Me

I am female

I was born in Hull on 11th April 1963 and am alive now



My Background

- ◆ I am a Judoka (an expert in judo) and now teach judo at my School of Judo in Hull
- ◆ I am well known for winning many World and European Championship medals in judo
- ◆ I became one of judo's first female Olympians when it became an Olympic sport in Barcelona in 1992
- ◆ I was a torch bearer in the London 2012 Olympics
- ◆ I was the fourth Briton to be inducted in the Judo Federation Hall of Fame in 2015

Great Hullensian Flashcards



Who am I?

I'm
**Karen Briggs
(Inman) MBE**




Who am I?

About Me

I am male

I was born in Hull on
28th December 1798
and died from cholera
on 28th September
1849



My Background

- ◆ I was a house and ship painter and became an artist
- ◆ I am well known for paintings of ships and am now said to be one of the world's greatest maritime artists
- ◆ I painted small watercolours and large oil paintings
- ◆ Many of my works are in the Ferens Art Gallery, Hull Maritime Museum and Washington D.C, USA
- ◆ In 2009 my painting, *Schooners Ellen Crawford and Dwina* was stolen and found hanging on the thief's wall!

Great Hullensian Flashcards



Who am I?

I'm
John Ward

My Great Hullensian Pen Portrait

Name:


What he / she does

Date of birth:

.....

Place of birth:

.....



Add a photo or draw a picture of your great Hullensian...

Special quality /
qualities

An interesting fact

Why I think he /
she is great

.....

.....

.....

.....

.....

.....

.....

.....

.....

.....

.....

.....

Qualities of Great People Word Bank

generous	courageous	vision
responsible	purpose	works hard
prepared		
kind	inspires	focused
flexible		
giver		
aims high	positive	consistent
creative		
doer	confident	problem solver
great company		
honest		
respectful	self - respect	determined
perseveres		
good listener	team player	enthusiastic
leader		
considerate/caring	good communicator	learns from mistakes
always learning		
takes on a challenge	goes the extra mile	works well with others

Label Template

MY GREAT
HULLENSIAN

BY



MY GREAT
HULLENSIAN

BY



MY GREAT
HULLENSIAN

BY



MY GREAT
HULLENSIAN

BY



MY GREAT
HULLENSIAN

BY



MY GREAT
HULLENSIAN

BY



MY GREAT
HULLENSIAN

BY



MY GREAT
HULLENSIAN

BY



Great Places



Day two of **Made in Hull** is themed around **Great Places**. There are four challenges (about five hours' worth of work) that can be used in sequence as a whole day's programme or as one off activities.

The Challenges

Challenge A: **My Kind of Town, 'Ull is!**

Challenge B: **North meets East meets West!**

Challenge C: **Hull Happenings**

Challenge D: **J Arthur Rank's Challenge**

Learning and Creative outcomes

After completing the four challenges the child will have:

- ◆ Investigated what is great about their city and local area
- ◆ Created a trail around their local area showing special features
- ◆ Produced a promotional advert to welcome our four partner cities to Hull

Extra challenges

- ◆ **A Postcard from Hull:** Take photographs of your local area and turn them into postcards

Curriculum links

Literacy, History, Geography, Computing, SMSC, Art & Design, Design & Technology

Challenge A:

My Kind of Town, 'Ull is!



Investigate what is great about your city and local area, then create a slogan for Hull

Prep (you will need)



An item that represents Hull to them e.g. cuddly toy from Hull fair or a favourite photo



Photos of the local area



Hull flyers/guidebooks/merchandise from Hull Tourist information or information from the Visit Hull and East Yorkshire website

Props (we have provided)



Hull's Special Ingredients Word Bank



GO FOR IT!

- ◆ Introduce the challenge
- ◆ Ask child to share item that represents Hull to them
- ◆ Child traffic light Hull's Special Ingredient Word Bank to show what they do and don't already know about Hull e.g. green = know lots about sport, amber= a bit about the fish trail, red = nothing about the marina
- ◆ Place Hull flyers/guidebooks/merchandise resources around the room or use the Visit Hull and East Yorkshire website. Child to see if they can find out more about the red areas on their Hull's Special Ingredients Word Bank
- ◆ Child to create snappy slogans based on what they've discovered about their home city to describe why they think Hull is such a great place e.g. It's never dull in Hull

FOLLOW UP



The Great Hull Souvenir: Create a souvenir with an iconic design, using the child's slogan

Challenge B:

North meets East meets West!



Investigate the local area and create a trail or map showing special features such as parks, buildings and public art

Prep (you will need)



Examples of trails from Hull Tourist information. You could use the Fish Trail as an example



Photos of the local area



Camera /video camera



Art materials



Print off a Google map of local area

Props (we have provided)

- ◆ Hull's Special Ingredients Word Bank



GO FOR IT!

- ◆ Introduce the challenge
- ◆ Use Hull's Special Ingredients Word Bank to prompt discussion and photos of the local area to talk about what special features it has that makes it similar and different to other areas in Hull
- ◆ If you're able to go out for exercise, go for a walk in your local area collecting ideas about what is special, if not use Google map to pick out landmarks that make your area special
- ◆ Use a Google map to design and make a trail around the local area, picking out special features

FOLLOW UP



Spread the Word! Share your favourite places with friends and family online

Challenge C:

Hull Happenings



Investigate the great arts, cultural and family opportunities online that make Hull such a great place

Prep (you will need)



Access to the internet



GO FOR IT!

1

- ◆ Introduce the challenge

Visit local arts organisations websites

- ◆ Find out what events and opportunities are available online. This could include:

Absolutely Cultured: absolutelycultured.co.uk

Middle Child Theatre: middlechildtheatre.co.uk

Artlink: artlinkhull.co.uk

Hull Libraries: hcandl.co.uk/libraries

2

Use your research to design a poster

- ◆ Design a poster to let children and families know what arts and culture opportunities they can take part in.

FOLLOW UP



Our Made in Hull Quiz: Compile a Made in Hull Quiz on what you've found out

My Greatest Hull Event: Phone or video call a friends or family to talk about their experiences of Hull events as a child e.g. Hull fair

Challenge D:

J Arthur Rank's Challenge



Create a Made in Hull promotional video, to let people know what a creative place Hull is

Prep (you will need)



Video camera



Art materials for props



Internet access to Google maps and Hull's UK City of Culture

This city belongs to everyone video on YouTube

Props (we have provided)



Storyboard Template



Flashcards



GO FOR IT!

- ◆ Introduce the challenge
- ◆ If child has completed theme one, **Great People**, ask them to explain who J Arthur Rank was and why this challenge may be linked to him. If not, introduce J Arthur Rank (you could use his flashcard from **Great People**)
- ◆ Watch Hull's UK City of Culture's *This city belongs to everyone* video. What does the child like about it? What could be improved?
- ◆ Child to produce a mindmap of the ingredients needed to make a good promotional video
- ◆ Child plans a promotional video using story board, they could include snappy phrases from Challenge A and online events from Challenge C. If you have a camera phone you could record your own promotional film

FOLLOW UP



J Arthur Rank's Oscars Ceremony: Arrange a special screening of the film you made, invite your family to watch

Special Ingredients Word Bank

people

sport

dialect

music

fish trail

River Hull

fruit market

The Deep

marina

Humber Bridge

culture

cafes

Hull Fair

community

Trinity market

history

business

diversity

Humber Estuary

theatres

Town Hall

multi-cultural

art galleries

buildings

industry

architecture

sculptures,
landmarks, memorials

estates

Waterfront

parks and
green spaces

museums

restaurants


places of
worship

cream
phone boxes


schools, colleges
and university

rail and bus
stations

Storyboard Template



A storyboard frame consisting of a vertical film strip with three rectangular panels. The panels are numbered 1, 2, and 3 from top to bottom. Each panel is connected to the film strip by a horizontal line. The film strip has a solid black border on the left and right sides, and a dashed black border on the top and bottom sides. The numbers 1, 2, and 3 are inside teal diamond shapes at the top of each panel.




A storyboard frame consisting of a vertical film strip with three rectangular panels. The panels are numbered 4, 5, and 6 from top to bottom. Each panel is connected to the film strip by a horizontal line. The film strip has a solid black border on the left and right sides, and a dashed black border on the top and bottom sides. The numbers 4, 5, and 6 are inside teal diamond shapes at the top of each panel.

.....

.....

Great Products



Day three of **Made in Hull** is all about **Great Products** and inventions. **Great Products** has four challenges (about five hours' worth of work) that can be used in sequence as a whole day's programme or as one off activities.

The Challenges

Challenge A: **It's just the Business**

Challenge B: **What's made in Hull?**

Challenge C: **Made in Hull - it's the Name of the Game**

Challenge D: **Hull's Great Game Expo**

Learning and Creative outcomes

After completing the four challenges the child will have:

- ◆ Found out about Local businesses
- ◆ Built a collage or 3-D representation of a Hull product
- ◆ Designed and made a Hull board game
- ◆ Taken part in a board game expo

Extra challenges

- ◆ **Do you know? Fascinating Facts about Hull:** Design posters with interesting, quirky facts about Hull's great inventions and great technology
- ◆ **It's All Material!:** Undertake scientific investigations of the wide range of materials used in Hull inventions and products e.g. caravans, Yorkshire puddings, boiled sweets, wind turbines. Produce a poster or a card game showing the different properties of the materials

Curriculum links

Literacy, History, Geography, Computing, SMSC, Art & Design, Design & Technology, Science, Maths

Challenge A:

It's just the Business



Investigate the Hull businesses putting Hull on the map

Prep (you will need)



Find the names of eight Hull businesses



Access to the internet or information about Hull businesses

Props (we have provided)

- ◆ Local Business Template



GO FOR IT!

- ◆ Introduce the challenge
- ◆ Children research 4-8 Hull businesses using the Local Business Template and summarise what that business does in an image. Add the postcode of where the business is based in Hull

FOLLOW UP



Re-made in Hull? It's in the Bag: Put a range of items to represent Hull businesses into a bag. Ask child to work out which business or businesses it may represent

Let's Map it Out: Use Google maps to plot where businesses are located in Hull

Challenge B:

What's made in Hull?



Make a large Hull product e.g. Caravan, Yorkshire Pudding or a Wind Turbine as a collage or 3-D representation made of the products that are made in Hull

Prep (you will need)



Art materials



Magazines for collage



A giant outline of iconic Hull products



GO FOR IT!

- ◆ Introduce the challenge. Explain that you are going to display the wide variety of Hull's products
- ◆ Recap Hull businesses and what they produce (see the Local Business Template from Challenge A)
- ◆ Search through magazines and cut out images of products associated with Hull
- ◆ Child picks which Hull product they want to represent-draw outline e.g. Caravan and child fills in with magazine images/drawings to create a collage

Challenge C:

Made in Hull - it's the Name of the Game



Design a board game to celebrate Hull's great businesses and products

Prep (you will need)



Examples of board games



Art materials



Dice

Props (we have provided)

- ◆ Board Game Planning Sheet



GO FOR IT!

- ◆ Introduce the challenge
- ◆ Show examples of board games and discuss what makes a good board game
- ◆ Child uses the Board Game Planning Sheet to plan their board game
- ◆ Create a board game about Hull's businesses and products using the art materials provided

Challenge D:

Hull's Great Game Expo



Have an interclass board game-a-thon to decide which is the greatest board game

Prep (you will need)



Board games from Challenge C



Dice

Props (we have provided)

- ◆ Board Game Evaluation Sheet



GO FOR IT!

- ◆ Introduce the challenge
- ◆ If more than one board game take it in turns to play each other's games
- ◆ Children play each other's games and evaluate using the Board Game Evaluation Sheet giving a rating out of ten for each criteria

FOLLOW UP

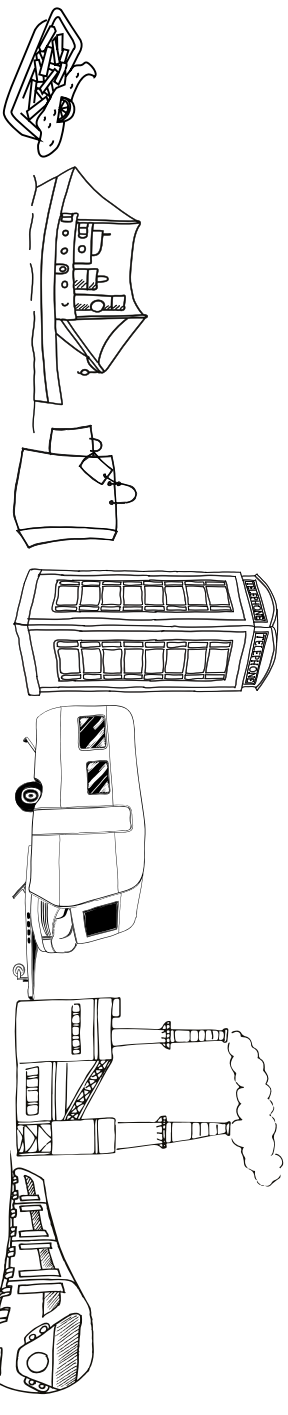


It's all in the Game: Design a box for board games include images and catchphrase to sell your game

GREAT PRODUCTS - CHALLENGE A

Local Business Template

Investigate the local businesses putting Hull on the map.



Name of business:

.....

What do they do?

Where are they based in Hull?

.....

Name of business:

.....

What do they do?

Where are they based in Hull?

.....

Name of business:

.....

What do they do?

Where are they based in Hull?

.....

Name of business:

.....

What do they do?

Where are they based in Hull?

.....

Name of business:

.....

What do they do?

Where are they based in Hull?

.....

Name of business:

.....

What do they do?

Where are they based in Hull?

.....

Name of business:

.....

What do they do?

Where are they based in Hull?

.....

Name of business:

.....


What do they do?

Where are they based in Hull?

.....

Board Game Planning Sheet

Start




What kind of game will it be?




A race around the board with obstacles?


A card game like snap? A treasure hunt type game?

Write down your ideas

List the inventions, businesses, people, landmarks you want to put in your game





Write down your ideas




How will they move around the board? How will you decide who wins?

What is the object of the game? How many players?



Make a list of rules



Write down your ideas

Decide on a name for your game!

My game is called...



Decide what tasks need to be done and share them among your team





Finish



Recommended for ages

What age-group is your game for?




Write down your ideas



Board Game Evaluation Sheet

GROUP	PLAYABILITY	INFORMATION INCLUDED	PRESENTATION	ANY COMMENTS	MARK OUT OF TEN
					/ 10
					/ 10
					/ 10
					/ 10
					/ 10

Great Dialect



Day four of **Made in Hull** is all about Hull's dialect. **Great Dialect** has four challenges (about five hours' worth of work) that can be used in sequence as a whole day's programme or as one off activities.

The Challenges

Challenge A: **Let's Speak 'Ull**

Challenge B: **Ahr 'Ull perm (poem)**

Challenge C: **'Ull Speak meks Great Pertreh**

Challenge D: **Ahr Made in 'Ull Festival**

Learning and Creative outcomes

After completing the four challenges the child will have:

- ◆ Found out about the Hull dialect
- ◆ Written a poem using Hull dialect
- ◆ Organised poetry readings
- ◆ Hosted a poetry festival

Extra challenges

- ◆ **Do you know? Fascinating Facts about Hull:** Design posters featuring Hull dialect words, phrases and translation
- ◆ **Welcome to 'Ull:** Plan a party /tea party/ event with a special focus on 'Ull dialect, Hull food, music, entertainment and dance
- ◆ **Poetry Slam:** Arrange a Poetry Slam online with friends and family

Curriculum links

Literacy, History, Geography, Computing, SMSC, Art & Design, Design & Technology, Music, Maths

Challenge A:

Let's Speak 'Ull



Learn to speak 'Ull with quirky phrases that roll off the tongue. Investigate the Hull dialect and make up a magic spell written in the Hull dialect

Prep (you will need)



Select words from the 'Ull Speak Glossary

Props (we have provided)

- ◆ Editorial on Hull Dialect
- ◆ 'Ull Speak Glossary



GO FOR IT!

- ◆ Introduce the challenge. Explain why local dialects are so important to places and that the Hull dialect is unique
- ◆ Ask the child to share their 'Ull speak words and phrases they know
- ◆ Introduce the 'Ull Speak Glossary
- ◆ Ask child to conjure up a magic spell using the 'Ull Speak Glossary and phrases to illustrate the magic of Hull dialect

Challenge B:

Ahr 'Ull perm (poem)



Children will investigate Hull poets and create their own 'Ull perm about their local area

Props (we have provided)

- ◆ Hull Poets Table
- ◆ The Girl and the Toad poem in Hello Hull

.....



GO FOR IT!

- ◆ Introduce the challenge. Explain that Hull has been described as 'the most poetic city in England' and a great way to celebrate their home city and local area is through writing poetry
- ◆ Give child one poet from the Hull Poets Table to research. Child then share their research to complete the Hull Poets Table
- ◆ Discuss the Girl and the Toad poem
- ◆ Child to use what they've found out about 'Ull speak to create a poem around the theme Made in Hull

Challenge C:

'Ull Speak meks Great Pertreh



Organise poetry readings to share and celebrate your poem

Prep (you will need)



Child's poem from Challenge B



Audio recorder

Props (we have provided)

- ◆ Festival Planning Sheet



GO FOR IT!

- ◆ Introduce the challenge. Explain that poetry festivals and recitals are a popular way of celebrating poetry all across the UK
- ◆ Make a list of poems you've come up with from Challenge B
- ◆ Child to complete the Festival Planning Sheet, thinking about ways to group poems and share out tasks
- ◆ Child organise and practice their poetry readings

FOLLOW UP



Hull poetry in motion: Put your poems to music, choreograph a dance or create a piece of artwork to illustrate your poem

Challenge D:

Ahr Made in 'Ull Festival



Host a class poetry festival and create an audio/sound bank of Hull poems

Prep (you will need)



Child's poem from Challenge B



Festival Planning Sheet from Challenge C



Video clips from Hull poetry events such as Word on the Street



Audio recorder



GO FOR IT!

- ◆ Introduce the challenge. Explain what a poetry festival is and ask children to share their experiences
- ◆ Choose one student to MC the event introducing each poet
- ◆ Set up the audio recorder
- ◆ Child to read poems and celebrate poetry

FOLLOW UP



Ahr Made in 'Ull CD: Produce a CD of your child's poetry

'Ull Speak Glossary

HULL	ENGLISH
Amgunna	I am going to
Arm/arv	I'm/I've
Avin	Having
Ayer	Have you
Ayer gorra bruvva?	Have you got a brother?
Bags foggy	I would like to go first
Balling	Crying
Stop balling yered off	Stop crying!
bikkies	biscuits
brek	break
booling	pushing – a wheeled object
burla	Bowl of
burn	bone
Canaborryit?	Can I borrow it?
chowatmi	Shout at me
clairs	clothes
curl	call
curled	cold
curlslur	coleslaw
Dinntit?	Did it not?
Dernt nerr	I do not know
Diddy farndowt?	Did he find anything?
E	he
ed	head
ellur	hello
erm	home
Err nerr	Oh no!
farvs	Five – pence or pounds
fiyer injin	fire engine
gerreer	come here or come over
gerroff	leave me alone
giz/gizza	give me
goangerided	Invitation to play a game of Hide and Seek
goin on rerd	going shopping
gorra	got a
gorrit for nowt	I did not pay anything
gunna	Going to
It's marnanall	It's mine as well/joint ownership!
I aren't	I am not
jerkin / yer jerkin	joking / I don't believe you
kaylie	sherbert
kecks	trousers
Kirk-a-curler	Coca cola
larkin	Hanging around or playing out

lerds 'n lerds	plenty
lickle	little
lug 'ole	ear
mafted / mafting / I'm mafted	Hot / I'm hot
Mimmam	My mother
Mama mia	I'm here. Mother!
Yer mamal ner	Your mother will know
Mernin'	Moaning/complaining
Myrrh-bile	Mobile phone
Meolidiz	My holidays
Narn / narn narty narn	Nine / nine ninety nine
ner	No
Nerth Pearl	North Pole
nowt	nothing
nowtinnit	empty
perm	poem
Radiur Umbersard	Radio Humberside
rail	real
rerd	road
ruin	crying
She's ruin 'ered off	She's very upset
serp	soap
shurup	Shut up
Shut yer cake-ole	Be quiet
Siling down	raining
sir	so
skeg	look
slur	slow
smerl	small
snerr	snow
there's ner snerr on the rerd	The road is clear of snow
spanish	liquorice
spurts	sports
Summatup?	Is something troubling you?
surfer	sofa
tarrar	goodbye
tek	take
Terld-a-merl	I told everyone
'Ull	Hull
worrawolly	Foolish person
yer	you
yerolidiz	Your holidays
yiss	yes
Yon side	Over there

Hull Poets Table

Philip Larkin

Andrew Motion

Douglas Dunn

Roger McGough

Stevie Smith

Andrew Marvell

A GIRL, A TOAD AND A CITY



A girl met a toad in the city of Hull,
Those toads get about, you know.
The toad wanted to show her that cities aren't dull,
As Hull city centre would show.



"Now here's Beverley Gate in the old city wall,"
Said the Toad. "It is part of our history."
Asked the girl, "Why's the part you can see so small?"
"Ah, the rest," replied Toad, "is a mystery".



Then on to Queens Gardens they made their way,
As Toad thought they needed a rest.
Said he, "I think that's enough for one day.
For our next trip we'll head to the west".



Their first port of call was Hull City Hall
In Queen Victoria Square.
This magnificent hall hosts events great and small,
You can see almost anything there.



Festival Planning Sheet






Date / Time / Venue

Performers and MC

Festival planning team tasks

organise programme/timings
plan budget (?)
programme sheets
invitations
posters
refreshments (?)
publicity

Who to invite / guest list



Great Art

Day four of **Made in Hull** is all about **Great Art**. There four challenges (about five hours' worth of work) that can be used in sequence as a whole day's programme or as one off activities.



The Challenges

Challenge A: **Artful Hull**

Challenge B: **Sculptures for Hull**

Challenge C: **Hull through a sculptor's eyes**

Challenge D: **Sculpted in Hull**

Learning and Creative outcomes

After completing the four challenges the child will have:

- ◆ Discovered more about Public Art in Hull
- ◆ Designed and made a maquette
- ◆ Created a full sized sculpture
- ◆ Produced an exhibition guide for their class's sculptures

Extra challenges

- ◆ **Do you know? Fascinating Facts about Hull:** Design posters featuring Hull artists, sculptors and musicians
- ◆ **Meet the Artist:** Investigate the wealth of artists, musicians and directors in and around Hull and find out how Hull has inspired them
- ◆ **Living Sculpture:** Create a dance that is evocative of Hull
- ◆ **Garden Art:** Create art in the garden to celebrate Hull e.g. design flower and vegetable beds, construct sculptures, or create artworks to complement the plants

Curriculum links

Literacy, History, Geography, Computing, SMSC, Art & Design, Maths, Science

Challenge A:

Artful Hull



Investigate public works of art around the city of Hull

Prep (you will need)



Find public art examples in your local area online

Props (we have provided)

- ◆ Public Art in Hull Card Sort
- ◆ Editorial information on public art
- ◆ Public Art Review Sheet



GO FOR IT!

- ◆ Introduce the theme and the challenge
- ◆ Ask child why public art is created e.g. to inspire, to remember, to celebrate, to educate etc.
- ◆ Child to look through ten examples of public works of art in Hull and order into which they think is the best at fulfilling its purpose
- ◆ Child then fill in the Public Art Review Sheet for their favourite piece

FOLLOW UP



Icelandic Art connections: Find out more about Hull's connection to Iceland and how it inspired 'Voyage'

Amazing Sculptures: Visit the Yorkshire Sculpture Park's website to look at more amazing art works

Challenge B:

Sculptures for Hull



Produce a design and create a maquette (a scale model) to represent Hull for a commission to be placed in Trinity Square

Prep (you will need)



Art materials

Props (we have provided)

- ◆ Maquette Design Sheet with materials list box
- ◆ Public Art in Hull Card Sort
- ◆ Maquette Labels
- ◆ Maquette Evaluation Sheet



GO FOR IT!

- ◆ Introduce the challenge
- ◆ Sort the Public Art in Hull Card Sort into groups. This could be abstract/realist, materials used, location or ask child to come up with groupings
- ◆ Child to design a sculpture inspired by Hull on the Maquette Design Sheet and include a list of materials
- ◆ Child to use design sheet to construct a maquette of their sculpture
- ◆ Child to produce a sculpture label and display their work

FOLLOW UP



The Price of Art: Give the child a budget sheet with a list of materials and how much various items cost. Give them a real or hypothetical budget stating how much they can spend on their sculpture

Challenge C:

Hull through a sculptor's eyes



Construct a full-size model of one or more of your child's maquettes

Prep (you will need)



Child's maquettes from Challenge B



Art materials



Cardboard boxes/junk modelling materials



GO FOR IT!

- ◆ Introduce the challenge and recap Challenge B's maquette
- ◆ Work together to construct a full scale version of your marquette

FOLLOW UP



Hull comes to Trafalgar Square: Paste images of your sculptures onto an image of a plinth in Trafalgar Square. Make a display

Challenge D:

Sculpted in Hull



Plan a 'Sculpted in Hull' Exhibition and create a gallery guide

Prep (you will need)



Photos of maquettes from Challenge B



Photos of sculpture from Challenge C



Laptop

Props (we have provided)

◆ Maquette Labels



GO FOR IT!

- ◆ Introduce the challenge and recap Challenge B and C if completed
- ◆ Child complete the Maquette Label for their sculptures
- ◆ Create an exhibition guide for your sculpture and public art in Hull. Include introduction, images and description of what they represent.

FOLLOW UP




Mobile Sculptures: Make mobiles of the images of your Hull sculptures or make models of them to hang on the mobile

Public Art in Hull Card Sort




**Voyage by Steinunn
Thorarinsdottir**



Albany Street Bear



Philip Larkin Statue



Dead Bod



Lillian Bilocca Mural


Public Art in Hull Card Sort




West Park



ABP




Tree carvings



Waves on Marina



Teamac Lock Street



Nidd Building Heads



BHS

Public Art Review Sheet

Title

.....

.....

.....

Photo or sketch

Where is it? / Location

.....

.....

What is it made of? / Materials

.....

.....

What is its message?

.....

.....

.....

.....

My opinion / what I think of it


.....

.....

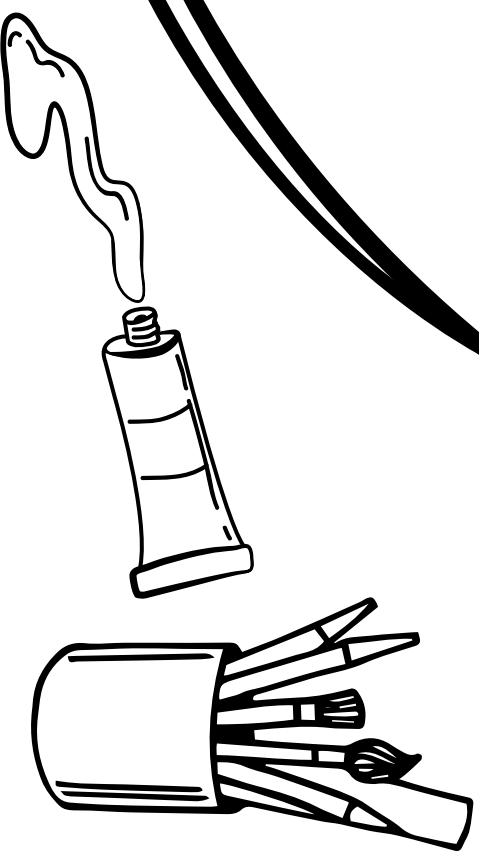
.....

.....

Maquette Design Sheet



Materials
we will need:



Maquette Labels

MY
MAQUETTE
BY

MY
MAQUETTE
BY

MY
MAQUETTE
BY

MY
MAQUETTE
BY

MY
MAQUETTE
BY

MY
MAQUETTE
BY

MY
MAQUETTE
BY

MY
MAQUETTE
BY

Maquette Evaluation Sheet

NAME	CREATIVENESS	MATERIALS USED	FINAL PRODUCT	ANY COMMENTS